

## NUTRITIONAL INFLUENCES ON REPRODUCTION: ENERGY AND PROTEIN



**John B. Hall, Ph.D.**

*Department of Animal & Veterinary Sciences  
University of Idaho, Nancy M. Cummings REEC, Carmen, ID*

Nutrition is a primary effector of reproductive efficiency in beef cows and heifers. The relationship between nutrition and reproduction in cattle is most likely an adaptive mechanism to prevent reproduction in times of limited nutrient availability. Although producers had noticed decreased reproductive rates in undernourished cattle for many years, research into the mechanisms involved in nutritional control of bovine reproduction has only been conducted for the last 40 years.

A preponderance of research has focused on the role of nutrition in the control of the initiation of estrous cycles in postpartum cows or peripuberal heifers. The failure of cows to become pregnant due to nutritional deficiencies is a significant production problem. Several studies have estimated that only 75% to 85% of all US beef cows calve annually (USDA-APHIS, 1994). Over three quarters of this reduction in reproductive efficiency is due to failure to establish pregnancy while the remainder is caused by embryonic loss. A principal factor in failing to establish pregnancy in beef cows is simply a result of cows not cycling during the controlled breeding season.

More recently, advances such as growth factor assays, ultrasound and molecular techniques have enabled researchers to investigate subtle changes in nutrient availability on reproduction. Not only does nutrition affect cyclicity, but it may impact follicular development, oocyte quality and gene expression. In the future, based on this area of research, short-term nutritional manipulations may be designed to enhance pregnancy rates to artificial insemination and embryo transfer or reduce early embryonic mortality.

The purpose of this paper is not an exhaustive review of the literature, but rather a review of the current concepts of the role of energy and protein nutrition in reproduction of beef cows and heifers. In addition, applications of these concepts to decisions on supplementation will be discussed.

### **Energy Availability**

#### **Energy intake**

Energy is the primary nutrient regulating reproduction in female beef cattle. Undernourished cows and heifers are delayed in the resumption or initiation of estrous cycles. Energy availability appears to control reproduction primarily through pathways that permit or block the release of GnRH from the hypothalamus and LH and FSH from the pituitary. Energy substrates or metabolic responses to energy availability may also act upon the ovary to influence follicular growth, estrogen production, and circulating

progesterone levels. In addition to overall energy availability, the timing of energy increase or deprivation appears to be important in determining pregnancy rates.

Restricting energy intake during late gestation increases the length of postpartum anestrus (Bellows et al., 1982) and reduces subsequent pregnancy rate. The impact of insufficient energy intake during late gestation cannot be overcome by increasing energy intake postpartum (Randel, 1990). These early studies were the first indication that late gestation was a critical nutritional period which impacts future reproductive success.

Cows fed high energy diets from calving until breeding have a shorter period of postpartum anestrus and increased pregnancy rates than cows on adequate energy diets (Wiltbank et al., 1964; Dunn et al., 1969). The impact of a short-term increase in energy intake (flushing) on the numbers of cows cycling or pregnancy rate may be dependent on the previous nutritional status of the cow. Reduction of energy demands by short-term (48 hour) calf removal combined with flushing can reduce days to estrus and improve conception rates (Nix et al., 1981). Additionally, flushing in combination with progestin-based estrous synchronization increased follicular growth and fertilization rate in undernourished cows (Khireddine et al., 1998; Ponsart et al., 2000).

Heifers raised on low energy diets are delayed in reaching puberty and have lower pregnancy rates their first breeding season than heifers raised on a high energy diet (Short and Bellows, 1971). When heifers are developed to reach approximately 65% of their mature weight by 12 to 13 months of age, attainment of puberty is not restricted by nutrition. In contrast, feeding heifers excess energy to reach 65% of mature weight prior to 12 months of age does not initiate puberty (Hall et al., 1997). However, body fat percentage at puberty will be increased in rapidly developed heifers.

Recent work from Nebraska indicates that developing heifers to 50-55% of mature weight by the beginning of the breeding season reduced heifer development costs, and did not affect pregnancy rates in a 45 d natural service or 60 d AI plus natural service breeding season compared to heifers developed to 60-65% of mature weight (Funston and Deutscher, 2004; Martin et al., 2008; Larsen et al., 2009). However, these studies indicated that percentage of heifers cycling at the beginning of the breeding season, and AI pregnancy rates were reduced, and sometimes calving date was delayed in the heifers developed to 50-55% of mature weight. In order for the reduced development program to work effectively for producers, they must 1) effectively market open heifers, 2) provide sufficient nutritional resources post breeding for proper heifer growth to mature size, 3) incorporate a progestin based synchronization system to induce puberty in a maximum number of heifers.

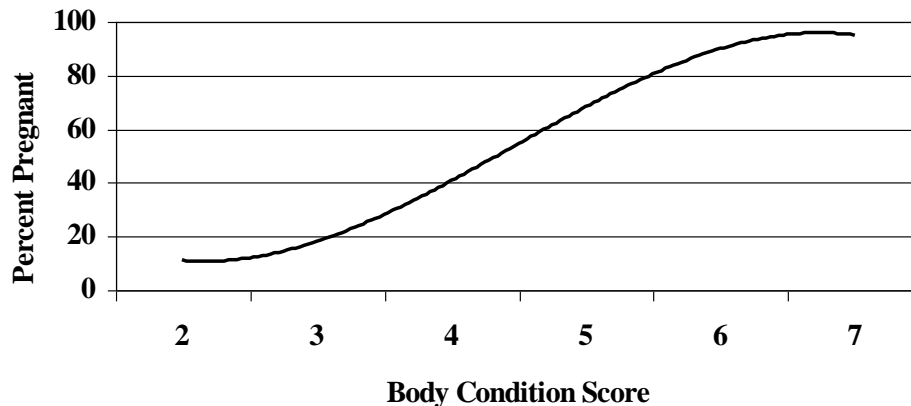
### **Energy reserves – Body condition**

Energy reserves in the form of fat and muscle, body condition, are also an important modulator of postpartum anestrus. Several studies found that body condition score (BCS) at calving and BCS at the beginning of the breeding season were the most important indicators of reproductive performance (Perry et al., 1991; Spitzer et al., 1995).

Body condition score at calving has the greatest effect on pregnancy rate during a controlled breeding season (Lalman et al., 1997).

*Impact of body condition score at calving.* Cows in body condition score BCS 5 (1 = emaciated to 9 = obese; Herd and Sprott, 1986) or better at calving have fewer days to first estrus and increased pregnancy rates (Rasby et al., 1981, Wettemann et al., 1981). Cows calving in  $BCS \leq 4$  had a 9 % to 29 % lower pregnancy rate compared to cows calving at  $BCS \geq 5$  (Makarechian and Arthur, 1990; Selk et al., 1988). Based on data from the literature, hypothetical pregnancy rates for cows of various body condition scores are illustrated in figure 1. Research from Oklahoma indicates that changes in BCS between 4 and 6 have a greater impact on pregnancy rate than changes in BCS above 6 or below 4 (Selk et al., 1988). In other words, little improvement in pregnancy rates is seen when cows calve in BCS above 6 while pregnancy rate does not get much worse below BCS 4.

### Relative Influence of Body Condition Score at Calving On Pregnancy Rate



Adapted from Selk et al., 1988

In addition to the overall decrease in pregnancy rates, cows calving at  $BCS \leq 4$  that conceive become pregnant later in the breeding season (Table 1). As a result, these cows calve later in the calving season the next year. Late calving cows are more likely to fail to conceive during a controlled breeding season. Calves born late in the calving season will be lighter at weaning than calves born early in the calving season. At weaning, calves will be approximately 17 kg (35 lbs) lighter for every 21-day delay in calving (Lesmeister et al., 1973).

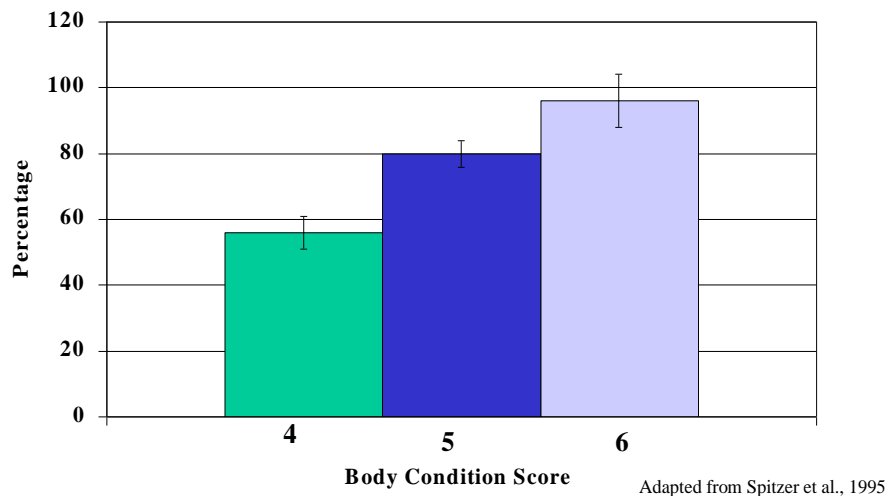
First calf heifers are even more sensitive to the effects of BCS at calving on pregnancy rates. Dramatic decreases of 40 % to 50 % (Figure 2) occur as heifers drop from BCS 6 to BCS 4 (DeRouen et al., 1994; Spitzer et al., 1995). In contrast to mature cows, heifers

exhibit a significant decrease of approximately 16 % in pregnancy rate between BCS 6 and BCS 5. Therefore, the optimum BCS at calving is 6 or 7 in heifers.

Table 1. Effect of Body Condition Score at Calving on Cumulative Pregnancy Rates

	BCS	Day of the Breeding Season		
		20 d	40 d	60 d
Mature Cows (Richards et al., 1986)		Cumulative % Pregnant		
	≤ 4	41	67	84
	≥ 5	51	79	91
First Calf heifers (Spitzer et al., 1995)		Cumulative % Pregnant		
	4	27	43	56
	5	35	65	80
	6	47	90	96

Figure 2. Effect of Body Condition Score at Calving on Subsequent Pregnancy Rate in First Calf Heifers



Limited data indicates that cows that calve at BCS  $\geq 7$  and heifers that calve in BCS  $\geq 8$  may have impaired reproduction during the breeding season (Richards et al., 1986; Houghton et al., 1990). One should be cautious in drawing any conclusions about “fat” cows, as the numbers of cows with BCS  $\geq 7$  in these studies were limited. In addition, it is not always clear if cows were in high BCS due to nutritional manipulation or physiological factors. Efforts should be made to keep cows in the BCS 5-7 range from an economic standpoint as well as a possible reproductive effect.

*Influence of Body Condition Score Changes from Calving to Breeding.* Although body condition score at calving has the greatest impact on cow reproduction, changes in body weight and body condition score postpartum will also affect reproductive performance. Change in body condition score postpartum dramatically affect cows that calve at  $BCS \leq 4$ . Low BCS cows that continue to lose weight and BCS after calving are unlikely to become pregnant during the breeding season. Thin cows that continue to lose BCS have a longer interval from calving to first heat (postpartum interval). This means a low percentage of these cows (0-40%) are cycling by the start of the breeding season (Houghton et al., 1990; Perry et al., 1991; Spitzer et al., 1995). Often it may take over 80 to 100 days until these cows begin cycling. As a result of delayed cyclicity, thin cows losing BCS postpartum have low pregnancy rates, which are often 30 to 50 % lower than their well-fed counterparts.

Cows that calve in  $BCS \geq 5$  are less sensitive to the effects of postpartum nutrition, but reproductive ability of cows losing weight after calving may be compromised. Interval from calving to heat is lengthened and pregnancy rate decreased in fleshy cows that lose weight postpartum. For example, researchers in Oklahoma reported an increase of 22 days in postpartum interval and a reduction in pregnancy rate of 14 % in cows that calved at BCS 5.4 but lost 1 BCS before the start of the breeding season (Cantrell et al., 1981).

Producers often hope that feeding thin cows to increase BCS and body weight after calving will solve their reproductive problems. Unfortunately, once a cow has calved her metabolism has shifted to support milk production. Therefore, only a portion of the additional energy fed to postpartum cows is available to combat the effects of low BCS. Cows that calve at  $BCS \leq 4$  and are fed high energy diets postpartum usually have a 10 to 20 % reduction in cyclicity compared to moderate flesh cows that maintain their weight (Perry et al., 1991). A reduction in the percentage of cows cycling diminishes the chances high pregnancy rates. Occasionally, these refed cows have conception rates equal to cows maintained in better body condition. (Richards et al., 1986; Houghton et al., 1990).

First calf heifers are less responsive to attempts to feed them to gain weight after calving. First, these primiparous cows have a longer postpartum interval and are more sensitive to the negative effects of poor body condition on reproduction. Because they are growing in addition to lactating, enhancing dietary energy intake does not readily enhance reproductive performance. Most studies indicate that thin heifers that are refed during early lactation have lower pregnancy rates at the end of the breeding season compared to heifers that calve at  $BCS \geq 5$  and maintain their body weight (Spitzer et al., 1995; Lalman et al., 1997). Distribution of conception is also effected, as thin-refed heifers tend to breed later in the breeding season.

*Modulating Body Condition.* Since BCS of 5-7 is the optimum range for reproductive performance, “keep cows in BCS 5 or better” has been the dogma carried across the industry. In practice, cattle are often below BCS 5 at weaning, but good managers usually have them back to adequate BCS by 60 to 90 days before the calving season. The

question is whether it is biologically and economically efficient to maintain cows in optimum BCS year-round.

Changes in environmental conditions and availability of forage often make achieving an optimum BCS by 60 to 90 days before calving difficult. A mild winter may result in most cows being BCS 7 or greater whereas a harsh winter may result in cows calving at BCS < 5. Only a few studies have looked at the effects of making short-term changes in BCS immediately before or after calving (DeRouen et al., 1994; Morrison et al., 1999).

In a multi-state study, DeRouen and co-workers (1994) found that it did not matter if first-calf heifers lost weight or gained weight in the last 90 days before calving as long as they achieved a BCS of 6 by calving time. If heifers were BCS 6, then they had a high probability of conceiving during a controlled breeding season. Similarly, cows that calved in  $\geq$ BCS 5 had high pregnancy rate regardless if they gained, lost or maintained weight during the last trimester. Several studies indicate that cows that gain a BCS during the last trimester tend to have shorter postpartum intervals compared to those that maintain their body condition. Therefore, the last trimester is not too late to make nutritional adjustments.

### **Source of calories**

Most of the studies discussed to this point have investigated varying levels of dietary energy with little regard to the source of calories. Starch, fiber, and fats all supply energy to ruminants but each of these sources of energy produces different physiological effects in cattle. Isoenergetic diets in which calories come from different energy sources may have different effects on reproduction.

A few studies in developing heifers have examined all three sources of energy in a single experiment. We conducted a two year study examining the effects of source of energy on development of replacement heifers grazing stockpiled fescue and spring growth. Heifers were fed isonitrogenous – isoenergetic supplements constructed with corn/soy (high starch), whole cottonseed (high fat), or soy hulls (high fiber). There was no effect of type of supplement on heifers cycling at the beginning of the breeding season or percentage pregnant to AI or clean-up natural service (Table 2). Extremely high temperatures and drought may have reduced overall percentage pregnant; however supplement did not influence heifer performance. Similarly, Howlett and co-workers (2003) found no advantage to whole soybeans or whole cottonseed compared to soyhulls or a corn/soy supplement. Both experiments had only small numbers of heifers so only drastic changes in reproductive performance would have been detected.

Dried distillers grains plus soluble (DDGS) is a product that contains energy in the form of fat and by-pass protein. Supplementing pregnant heifers with DDGS increased pregnancy rates as first calf heifers compared to heifers supplemented with soy hulls (Engel et al., 2008). Other studies did not see a significant advantage to distillers grains over other supplements.

Table 2. Impact of source of energy in supplements for developing heifers on percentage pregnant

Supplement	Percentage pregnant to AI	Overall percentage pregnant
Soyhulls	45.8 % (11/24)	79.2 % (19/24)
Whole Cottonseed	45.8 % (11/24)	75.0 % (18/24)
Corn/soybean meal	54.1 % (13/24)	83.3 % (20/24)

(Wuenschel et al. 2005)

## Fats

The impact of fats on reproduction in cattle is a focus of considerable research (See review by Funston, 2004; Hess et al., 2008). Because fatty acids and cholesterol are substrates for hormone synthesis, increasing fat in the diet may increase levels of reproductive hormones (progesterone, prostaglandins) or fats may act directly on the reproductive axis. Therefore, the effects of fat may be independent of or additive to those of increased energy availability.

Cattle diets usually contain less than 2 or 3 % fat. Supplementing fat to improve reproduction was initially attempted to increase the energy density in the diet. High fat diets for cattle contain 5% to 8 % fat. Exceeding these dietary fat levels impairs rumen function. Lactating cows are the primary animals to be supplemented because of their increased energy requirements, and the difficulty involved with getting these cows rebred. It is important to note that in all the studies discussed in this section, fat –fed animals and control animals were receiving the same amount of energy!

Early studies (Talavera et al., 1985; Williams, 1989) indicated that feeding high fat diets to cycling heifers and postpartum cows increased progesterone production and the lifespan of the corpus luteum (CL). Higher progesterone levels during the luteal phase generally result in improved fertility.

Increasing dietary fat also results in increased follicular growth. More small and medium follicles are present in cows and heifers fed high fat diets (Thomas et. al, 1997; Ryan et al., 1992; Lammoglia et al., 1997). In addition, this increased follicular growth is often accompanied by increased estrogen and/or progesterone production. These changes in follicular growth and hormone production may enhance reproduction.

*Impact on postpartum cows and first calf heifers: Timing may be everything!* Do the fat-induced physiological changes previously discussed result in increased pregnancy rates? Mature cows fed high fat diets after calving show variable results. A few studies, especially with Brahman cattle, indicated that there was an advantage (DeFries et al., 1998). Other studies showed no effect (Carr et al., 1994; Dietz, 2000) or a detrimental effect (Hess et al., 2008) of added fat on pregnancy rate.

Interestingly, Montana researchers found that cows supplemented with fat during the last trimester have improved pregnancy rates during the next breeding season. The original objective of the experiment was to increase calf survival by feeding extra fat during

gestation when they identified this “carry-over” effect (Table 3). This carry-over effect has been confirmed by researches in Missouri that reported a 7 to 16% increase in pregnancy rate. In addition, the Missouri group identified that the last trimester of gestation may be the important time to feed high-fat diets as feeding these diets after calving or during the breeding season did not increase pregnancy rates (Table 4).

Table 3. Impact of high fat diets fed to mature cows on reproduction and calf weaning weights

Study	Treatment	No. of cows	Pregnancy rate (%)	Calf Weaning Weight (lbs.)
1 & 2	Control (low fat)	89	56.0	NR
	High Fat	179	70.0	NR
3	Control	47	84	487
	Self-fed high-fat tub	47	86	506
	Hand-fed high-fat block	49	94	494
4	Low fat	93	85	424
	High fat	93	91	428

Adapted from Bellows, 2000

Table 4. Timing of fat supplementation on reproductive responses in mature cows

Diet	When Fed	% Cows cycling 2 weeks before breeding	% First Service Conception rate	% Overall Pregnancy rate
High fat	45 d Before calving	75	76	93
Control		56	62	86
High fat	From calving to breeding	50	60	87
Control		46	56	86
High fat	During the breeding season	47	60	90
Control		47	50	89

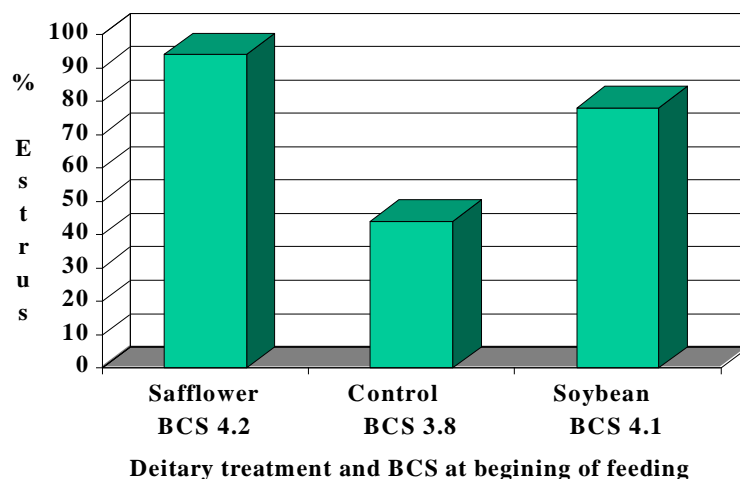
Zumbrunnen et al., 1999

Primiparous cows appear to derive the most benefit from feeding additional fat. Several studies indicate increased pregnancy rates of 13 to 15 %. This increase is primarily due to more high-fat fed heifers cycling early in the breeding season, which in turn means greater first service conception rates. In addition, calves from these heifers are 15 to 30 lbs. heavier at weaning.

First calf heifers in poor body condition can also benefit from the positive effects of increased dietary fat. Low body condition heifers (< BCS 5) often do not respond as well to additional energy from starch sources as expected. Low BCS heifers on high-fat diets receiving the energy as controls had dramatic increases in the percentage of heifers cycling by the beginning of the breeding season (Figure 3).



Figure 3. Effect of different fat supplements on estrus in thin first calf heifers



Bader et al., 2000

*Developing heifers is there an advantage to fat?* The research on reproductive effects on fat supplementation in developing heifers also indicates varied results. Lammoglia and co-workers (2000) reported a high-fat diet increased pregnancy rates and cyclicity in heifers of a double muscled breed, but it had little effect or a negative effect in other breeds. In contrast, we data that indicates an advantage to feeding whole cottonseed (5 % fat diet) to increase AI pregnancy rates in developing beef heifers (Cuddy, 2002). The difference between the two studies may be related to the length of time the high fat diet was fed before breeding. Our heifers were fed the high fat diet for 75 days before breeding compared to 162 in the other study. In summaries of multiple studies, Hess et al. (2008) concluded that fat supplementation increased heifer pregnancy rates by approximately a 10% whereas Funston (2004) found fat supplementation was of little value to well developed heifers.

*Does source of fat matter?* In general, unsaturated fat sources should give better results for all production phases. Linoleic acid serves as a precursor for prostaglandin F2 $\alpha$  whereas linolenic, eicosapentanoic (EPA), and docosahexanoic (DHA) acids may inhibit prostaglandin F2 $\alpha$  production (Funston, 2004). Oil seeds such as safflower, sunflower, soybeans and cottonseed contain high concentrations of polyunsaturated fatty acids, and all of these oilseeds have given positive results in various studies. These oilseeds should be fed whole or gently cracked as pressed products and meals will not contain sufficient oil to be of benefit. Highly saturated fats such as animal fats and some of the rumen-protected products do not appear to perform as well as oil seeds.

Fish oil or fish meal may also be of benefit, but little beef cattle reproductive research has been completed with this product. Fish meal reduced the oxytocin induced increase in

prostaglandin F2 $\alpha$  in heifers with low progesterone production (Wamsley et al., 2005). However, feeding a 0.45 kg of a supplement (EnerGII, Bioproducts) that was high in EPA and DHA did not influence AI or overall pregnancy rates in heifers (Table 5, Wuenschel, 2006).

Table 5. Effect of normal or EPA-DHA containing supplements on AI and overall pregnancy percentages in replacement beef heifers.

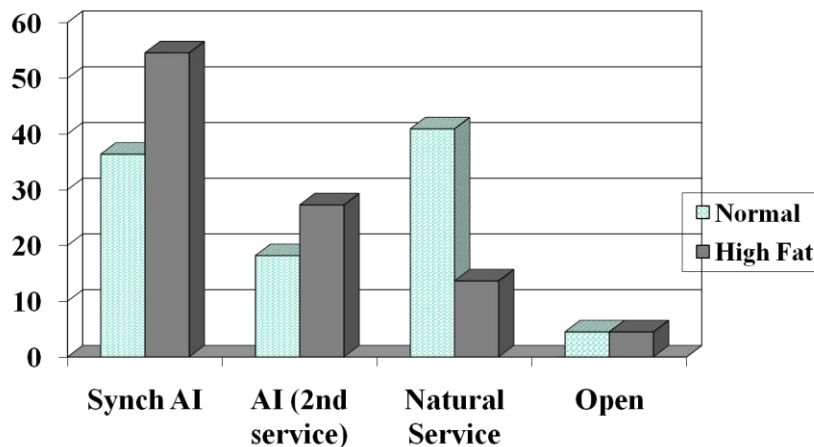
Pregnancy status	Supplement		P-value
	EnerGII	Corn/Soy	
% Pregnant AI	51.4 (54/105)	49.1 (53/108)	0.73
% Pregnant Overall	87.6 (92/105)	93.5 (101/108)	0.14

Wuenschel,

2006

In the Southeastern US, whole soybeans, whole cottonseed, and cull peanuts are the preferred and low-cost sources of fat. Distiller's grains are also becoming more available in the region. Fish meal is available, but tends to be expensive as it is valued as a protein source for several classes of livestock. However, recent reports from Missouri and Nebraska (D. Patterson, personal communication and R. Funston, unpublished data) indicate that replacement heifers supplemented with whole soybeans may have impaired reproduction. It is hypothesized that high levels of phytoestrogens may be detrimental to development of the replacement beef heifer.

Figure 4. Effect of High Fat Diet During the Peripuberal Period in Beef Heifers



Cuddy, 2002

## **Protein Intake**

Protein deficiency also delays return to estrus. However, research on protein effects on reproduction is often confounded with energy deficiency or general poor nutrition. Protein supplementation to pregnant or early lactating cows grazing dormant western range forages, which are protein deficient, decreases the postpartum interval and increases pregnancy rates (Vanzant and Cochran, 1994). Similarly, developing replacement heifers grazing protein deficient forages respond to combined protein and energy supplementation with decreased age at puberty and enhanced pregnancy rates. Increasing the amount of digestible intake protein (DIP) enhances digestibility of and energy intake from medium to low quality forages. Therefore, whether protein-induced improvements in reproductive efficiency are a direct effect of protein and/or amino acids or a result of improved energy availability is unclear.

In the East, protein levels are often above adequate to marginal in cool season pastures and high quality hay (i.e. second cutting). Protein deficiencies may be a concern for cows consuming poor quality first cutting hay or mature warm season grass pastures. In addition, heavy milking cows and primiparous cows will have a high protein requirement.

The measurement of protein content in the diet used to balance diets for cows and heifers appears to be important. The commonly used measure of protein in the diet for cattle was crude protein (CP) which is based on the nitrogen content of the feedstuff. Metabolizable protein (MP) is a measure (or estimate) of the protein reaching and absorbed by the small intestine. Using MP designed supplements for pregnant heifers did not alter body weights or body condition of heifers compared to heifer fed supplements based on CP (Patterson et al., 2003). However, heifers consuming supplements based on MP had 5% greater pregnancy rates as 2 year-olds which increased the value of each bred heifer by \$13.64.

While a more refined estimate of protein content of the diet, MP cannot be measured directly by chemical analysis and must be estimated from in situ digestion trials of similar feedstuffs. For grains and oilseeds, estimates of MP are fairly accurate; however, estimating MP values of forage is more challenging due to wide variations due to species, soil fertility, and plant maturity.

### **By-Pass or undegradable intake protein**

Because forages, especially pasture, contain mostly DIP, there has been interest in the use of undegradable intake protein (UIP) or rumen by-pass protein to enhance beef production. Missouri researchers reported that addition of 0.2 lbs. of blood meal increased average daily gains in stocker steers. Work with gestating or early lactating cows indicates that addition of rumen by-pass protein usually decreases weight loss, slightly increases weight gain, enhances milk production, and alters blood metabolites. Lactation and body weight effects of UIP in postpartum cows may be dependent on amount of UIP added to the diet, parity, and/or protein content of the forage.

The effects on reproduction are less impressive. By feeding a protein supplement that was 30% UIP during the postpartum period, Wiley and coworkers (1991) were able to reduce postpartum interval and increase the number of first-calf heifers rebred during the first 21 days of the breeding season. However, overall pregnancy rates were not affected by feeding UIP. In contrast, increasing UIP content of the diet postpartum did not influence reproductive measures in first calf heifers (Alderton et al, 2000; Anderson et al., 2001). Feeding primiparous cows grazing endophyte-free stockpiled fescue 100g of UIP pre- and postpartum did not reduce postpartum interval (Strauch et al., 2001).

Montana researchers (Dhuyvetter et al., 1993) reported an earlier return to estrus after calving in mature cows receiving 25% of their protein supplement as by-pass compared to 50% by-pass protein. However, overall pregnancy rates were not influenced by UIP level in the diet. The lack of impact of UIP on reproduction in mature cows appears to be independent of forage quality (Sletmoen-Olson et al., 2000; Encinias et al., 2005.)

The situation is also confusing in replacement heifers. In one study, feeding 250 g of UIP to heifers delayed puberty compared to heifers fed monensin, but did not hurt over all conception rates (Lalman et al., 1993). In contrast, feeding 100 g of UIP decreased age at puberty and increased pelvic areas (Graham, 1998; Table 6). In addition, UIP supplemented at 216 g or 115 g per heifer per day increased FSH production and/or secretion (Kane et al., 2004). The effects of UIP on replacement heifers appears to depend on UIP supplied as well as UIP in the base diet.

At present, there are many unanswered questions about the impacts of UIP on reproduction. Producers and clinicians should continue to watch for new developments in UIP feeding. More research is needed to correctly match the level of UIP to the forage and to stage of production of the cow. In addition, the cost/benefit ratios of UIP supplementation must be considered.

Table 6. Effect of UIP on developing replacement heifers

	UIP (grams per day)	
	0	100
Average Daily Gain	1.86	2.1
Pelvic area (sq. cm)	150.6	162.8
Cycling %	54.0	77.0

Graham, 1998

### Excessive protein

Over-feeding of DIP either as protein or urea has been associated with decreased pregnancy rates in female dairy and beef cattle (Blanchard et al, 1990; Sinclair et al., 2000). It appears that exposure to high levels of ammonia or urea may impair maturation of oocytes and subsequent fertilization or maturation of developing embryos. However, supplying adequate energy for excretion of excess ammonia or urea may prevent

decreases in fertility in dry cows or heifers (Garcia-Bojalil et al., 1994). In addition, not all studies have observed negative effects of elevated BUN concentrations on embryo quality or pregnancy rates (Jousan et al., 2002).

## **Maternal Nutrition Impacts on Fetal Growth and Subsequent Reproduction**

### **Fetal Growth**

Maternal nutrition during gestation impacts fetal growth and calf vigor. Cows consuming high energy diets during late gestation give birth to calves weighing 5 to 8 lbs more than calves from restricted fed dams. Contrary to conventional thinking, late gestation reduction in energy does not decrease dystocia or dramatically decrease calf birth weight (Bellows et al., 1982; Rasby et al., 1990). Severe reduction in prepartum nutrition may compromise calf survival especially in heifers (Odde, 1988). Calves from undernourished dams are more susceptible to hypothermia, respiratory disease, and scours.

Recent research indicates that the nutritional environment in utero may affect an offspring's long-term growth, health, and reproductive ability. Often called "fetal programming", it appears that fetal nutrition may activate different genes which affect biological processes later in life. While an ever expanding volume of research is giving insight into how prenatal nutrition affects growth and metabolic functions in the postnatal animal, limited information is available on the long-term effects on female offspring. Recently, a study by Nebraska researchers (Martin et al., 2007) discovered that protein deficiency in late gestation resulted in heifers that had greater difficulty becoming pregnant. Heifers from dams that were protein supplemented were heavier at pre-breeding, pregnancy exam and the beginning of the second breeding season. Interestingly, heifers from protein deficient dams were the same age at puberty as heifers from the protein supplemented dams, but fewer of these fetally undernourished heifers became pregnant or calved during the first 21 days of the calving season. In another study, more heifers from unsupplemented dams failed to reach puberty before the breeding season compared to heifers from protein supplemented dams (Funston et al., 2010). Therefore, in the Nebraska studies undernutrition during late gestation produced heifers that were smaller and more reproductively inefficient.

Additional information on the impacts of prenatal nutrition on subsequent reproductive function is needed before specific recommendations can be made on prenatal nutritional strategies to enhance reproductive performance. However, based on fetal programming studies, producers may want to consider the importance of gestational nutrition instead of "just letting her rough it out".

### **Nutritional Management for Successful Reproduction**

Based on what we have discussed today, it is apparent that there are no nutritional supplements or technologies currently available that will greatly enhance reproduction in

nutritionally mismanaged cattle. Therefore, nutritional management should focus on maintaining cattle in proper nutritional status or achieving that status by critical reproductive events (i.e. calving, breeding).

The first key is to understand the nutrient needs of cattle at different phases of production. The nutrient requirements of cows and heifers are listed in Table 7. As we have discussed, late gestation and early lactation are the most critical time periods for nutritional impacts on reproduction. For spring calving herds, these critical time periods coincide with winter and early spring. Depending on location within the Southeast, at least part of this period will involve feeding of stored forages. For fall calving herds, the critical time falls in late summer and early autumn when many pasture forages are losing quality.

Table 7. Crude protein and energy requirements for female cattle in four production phases.

	Late Gestation		Early Lactation		Late Lactation		Mid Gestation	
	% CP <sup>1</sup>	% TDN <sup>2</sup>	% CP	% TDN	% CP	% TDN	% CP	% TDN
Mature Cows	8.6	55.0	10.5	60.0	8.7	55.1	7.0	48.0
1 <sup>st</sup> Calf Heifers	9.0	58.3	10.5	62	9.0	57.0	7.5	51.0
Replacement Heifers	8.0	56.2	NA	NA	NA	NA	8.0	53.0

Adapted from Nutrient Requirement of Beef Cattle 1996 &

2000

<sup>1</sup> % CP = Crude Protein as a % of dry matter

<sup>2</sup> % TDN = Total Digestible Nutrients as a % of dry matter

The second key is to know the nutrition content of the predominate feedstuff and supplement as needed. In the Southeast, the range in quality of forages is tremendous due to the variety of forages that can be grown. Wheat pasture and alfalfa supply extremely high levels of CP and TDN whereas mature fescue or Bermudagrass hay may be deficient in both CP and TDN. In general, cool season grass hays (fescue, orchardgrass, Timothy) may be deficient in TDN especially for heifers and lactating cows. Warm season grass hay (Bermudagrass, Bahiagrass, Limpograss) usually are deficient in CP. Stockpiled fescue or Bermudagrass overseeded with ryegrass are excellent pastures for late gestation cows. However, **YOU MUST TEST TO KNOW!** Forage testing is the cheapest nutritional strategy available.

A full discussion of supplement options is beyond the scope of this presentation. However, let's visit about protein supplementation in the Southeast. There needs to be at least 7.0% CP in the diet for proper rumen function. Below 7.0 % CP the digestibility of the forage is increased by supplementing protein. When grazing dormant forages typical to the Gulf Coast and Florida protein supplementation is advantageous. Digestibility of forages that contain more than 7.0 % CP is not enhanced by protein supplementation. If energy is limiting then feeding addition protein beyond requirements may create

additional energy deficiency. Producers need to be very careful to know that protein supplementation is needed before adding it to the diet.

Many by-product feeds (corn gluten feed, distiller's grain, wheat midds, soyhulls) are good supplements because they provide energy with some extra protein. This helps cover most deficiencies. Check with your local Extension professional or consulting nutritionist for more assistance in formulating a supplementation program.

Key energy and protein management strategies are:

**1. Ensure sufficient energy is available to support reproduction**

- a. Body condition score cows and achieve BCS 5 in cows and BCS 6 in heifers by calving (latest) or 60 days before calving (preferred).
- b. Maintain cow body condition from calving through breeding for cows in proper body condition, and increase body condition in cows that are below optimal BCS at calving.
- c. Feed thin cows and 1<sup>st</sup> calf heifers in a separate group(s) from main herd.
- d. Provide energy supplementation from the most economical local source.
- e. If fats are an economical source of energy, include oil seeds or fats to increase dietary fat up to 5% of total diet dry matter.

**2. Provide optimum level of dietary protein**

- a. Balance diets on MP if possible
- b. Provide sufficient DIP for adequate rumen function
- c. Avoid over supplementation of protein
- d. Inclusion of UIP in diets may not be effective

## Literature Cited

- Alderton, B.W., D.L. Hixon, B.W. Hess, L.F. Woodard, D.M. Hallford, and G.E. Moss. 2000. Effects of supplemental protein type on productivity of primiparous beef cows. *J. Anim. Sci.* 78:3027-3035.
- Anderson, L.P., J.A. Paterson, R.P. Ansotegui, M. Cecava, and W. Schmutz. 2001. The effects of degradable and undegradable intake protein on the performance of lactating first-calf heifer. *J. Anim. Sci.* 79:2224-2232.
- Bellows, R.A. 2000. (Table). In *Reproductive Management Tools & Techniques II*. University of Missouri.
- Bellows, R.A., R.E. Short and G.V. Richardson. 1982. Effects of sire, age of dam and gestation feed level on dystocia and postpartum reproduction. *J. Anim. Sci.* 55:18-27.
- Blanchard, T., J. Ferguson; L. Love, T. Takeda, B. Henderson, J. Hasler, W. Chalupa. 1990. Effect of dietary crude-protein type on fertilization and embryo quality in dairy cattle *American journal of veterinary research*. Vol. 51, no. 6, pp. 905-908.
- Cantrell, J.A., J.R. Kropp, S.L. Armbruster, K.S. Lusby, R.P. Wettemann, and R.L. Hintz. 1981. The influence of postpartum nutrition and weaning age of calves on cow body condition, estrus, conception rate and calf performance of fall-calving beef cows. *Anim. Sci. Res. Rpt.* Pp. 53-58.
- Carr, D.L., J.C. Spitzer, T.C. Jenkins, G.L. Burns, and B.B. Plyler. 1994. Effect of dietary lipid supplementation on progesterone concentration and reproductive performance in suckled beef cows. *Theriogenology* 41:423-435.
- Cuddy, D.L., J.B. Hall, W.E. Beal, and W.S. Swecker. 2002. Effect of high fat diet on reproduction in replacement beef heifers. *J. Anim. Sci.* 80(Suppl. 1):410.
- DeRouen, S.M., D.E. Franke, D.G. Morrison, W.E. Wyatt, D.F. Coombs, T.W. White, P.E. Humes and B.B. Greene. 1994. Prepartum body condition and weight influences on reproductive performance of first-calf beef cows. *J. Anim. Sci.* 72:1119-1125.
- DeFries, C.A., D.A. Neuendorff, and R.D. Randel. 1988. Fat supplementation influences postpartum reproductive performance in Brahman cows. *J. Anim. Sci.* 76: 864-870.
- Dietz, R.E., J.B. Hall, W.D. Whittier, F. Elvinger, and D.M. Denbow. 2000. Effects of feeding supplemental fat to beef cows on cold tolerance in newborn calves. M.S. Thesis. Virginia Polytechnic Institute & State Univ., Blacksburg, VA.
- Dhuyvetter D.V., M.K. Petersen, R.P. Ansotegui, R.A. Bellows, B. Nisley, R. Brownsan, and M.W. Tess. 1993. Reproductive efficiency of range beef cows fed different Quantities of ruminally undegradable protein before breeding. *J. Anim. Sci.* 71:2586-2593.
- Dunn, T.G., J.F. Ingalls, D.R. Zimmerman, and J.N. Wiltbank. 1969. Reproductive performance of two-year old Hereford and Angus heifers as influenced by pre- and post-calving energy intake. *J. Anim. Sci.* 29:719.
- Encinias, A.M., G.P. Lardy, J.L. Leupp, H.B. Encinias, L.P. Reynolds, and J.S. Caton. 2005. Efficacy of using a combination of rendered protein products as an undegradable intake protein supplement for lactating, winter-calving, beef cows fed brome grass hay. *J. Anim. Sci.* 83:197-195.



- Funston, R.N. 2004. Fat supplementation and reproduction in beef females. *J. Anim. Sci.* 82(E. Suppl.):E154-161.
- Funston, R. N. and G. H. Deutscher. 2004. Comparison of target breeding weight and breeding date for replacement beef heifers and effects on subsequent reproduction and calf performance. *J. Anim. Sci.* 82: 3094-3099.
- Funston, R. M., D. M. Larson, and K. A. Vonnahme. 2010. Effects of maternal nutrition on conceptus growth and offspring performance: Implications for beef cattle production. *J. Anim. Sci.* 88(E. Suppl.):E205–E215.
- Garcia-Bojalil, C.M., J.C.R. Staples, W.W. Thatcher, and M. Drost. 1994. Protein intake and development of ovarian follicles and embryos of superovulated nonlactating dairy cows. *J. Dairy Sci.* 77:2537-2548.
- Graham, 1998 (Table). In *Reproductive Management Tools & Techniques II*. University of Missouri.
- Hall, J.B., R.B. Staigmiller, R.E. Short, R.A. Bellows, M.D. MacNeil, and S.E. Bellows. 1997. Effect of age and pattern of gain on induction of puberty with a progestin in beef heifers. *J. Anim. Sci.* 75: 1606-1611.
- Herd, D.B. and L.R. Sprott. 1986. Body condition, nutrition and reproduction of beef cows. Texas Agricultural Extension Service. Texas A & M Univ. B-1526.
- Hess, B.W., G.E. Moss, and D.C. Rule. 2008. A decade of developments in the area of fat supplementation research with beef cattle and sheep. *J. Anim. Sci.* 86:E188-E204.
- Hostetler, Chris E., Ron L. Kincaid, Mark A. Mirando. 2003. The role of essential trace elements in embryonic and fetal development in livestock *The Veterinary Journal* 166 125–139.
- Houghton, P.L., R.P. Lemenager, L.A. Horstman, K.S. Hendrix and G.E. Moss. 1990. Effects of body composition, pre- and postpartum energy level and early weaning on reproductive performance of beef cows and preweaning calf gain. *J. Anim. Sci.* 68:1438-1446.
- Howlett, C. M., E. S. Vanzant, L. H. Anderson, W. R. Burris, B. G. Fieser, and R. F. Bapst. 2003. Effects of supplemental nutrient source on heifer growth and reproductive performance, and on utilization of corn silage based diets by beef steers. *J. Anim. Sci.* 81:2367.
- Jousan, F.D., M.D. Utt, and W.E. Beal. 2002. Effects of differences in dietary protein on the production and quality of bovine embryos collected from superovulated donors. *J. Anim. Sci.* 80, Suppl. 1.
- Kane, K.K., D.E. Hawkins, G.D. Pulsipher, D.J. Denniston, C.R. Krehbiel, M.G. Thomas, M.K. Petersen, D.M. Hallford, M.D. Remmenga, A.J. Roberts, and D.H. Keisler. 2004. Effect of increasing levels of undegradable intake protein on metabolic and endocrine factors in estrous cycling beef heifers. *J. Anim. Sci.* 82:283-291.
- Khireddine, B., B. Grimard, A. Ponter, C. Ponsart, H. Boudjenah, J.P. Mialot, D. Sauvart, P. Humblot. 1998. Influence of flushing on LH secretion, follicular growth and the response to estrus synchronization treatment in suckled beef cows. *Theriogenology* 49:1409-1423.

- Lalman, D.L., D.H. Keisler, J.E. Williams, E.J. Scholljegerdes and C.M. Mallet. 1997. Influence of postpartum weight and body condition change on duration of anestrus by undernourished suckled beef heifers. *J. Anim. Sci.* 75:2003-2008.
- Lalman, D.L., M.K. Petersen, R.P. Ansoategui, M.W. Tess, C.K. Clark, and J.S. Wiley. 1993. The effects of ruminally undegradable protein, propionic acid, and monensin on puberty and pregnancy in beef heifers. *J. Anim. Sci.* Vol. 71:2843-2852.
- Lammoglia, M.A., R.A. Bellows, E.E. Grings, J.W. Bergman, S.E. Bellows, R.E. Short, D.M. Hallford, and R.D. Randel. 2000. Effects of dietary fat and sire breed on puberty, weight, and reproductive traits of F1 beef heifers. *J. Anim. Sci.* 78:2244-2252.
- Lammoglia, M.A., S.T. Willard, D.M. Hallford, and R.D. Randel. 1997. Effects of dietary fat on follicular development and circulating concentrations of lipids, insulin, progesterone, estradiol-17 $\beta$ , 13,14-dihydro-15-keto-prostaglandin F2 $\alpha$ , and growth hormone in estrous cyclic Brahman cows. *J. Anim. Sci.* 1997. 75:1591–1600.
- Larson, D. M., A. S. Cupp, and R. N. Funston. 2009. Extending grazing in heifer development systems decreases costs without compromising production. *J. Anim. Sci.* Vol. 87, E-Suppl. 3:140.
- Lesmeister, J.L., P.J. Burfening, and R.L. Blackwell. 1973. Date of first calving in beef cows and subsequent calf production. *J. Anim. Sci.* 36:1.
- Makarechian, M. and P.F. Arthur. 1990. Effects of body condition and temporary calf removal on reproductive performance of range cows. *Theriogenology* 34:435-443.
- Martin, J. L. K. A. Vonnahme, D. C. Adams, G. P. Lardy, and R. N. Funston. 2007. Effects of dam nutrition on growth and reproductive performance of heifer calves. *J. Anim. Sci.* 85: 841-847.
- Martin, J. L., K. W. Creighton, J. A. Musgrave, T. J. Klopfenstein, R. T. Clark, D. C. Adams, and R. N. Funston. 2008. Effect of prebreeding body weight or progestin exposure before breeding on beef heifer performance through the second breeding season. *J. Anim. Sci.* 86: 451-459.
- Muehlenbein, E.L., D.R. Brink, G.H. Deutscher, M.P. Carlson, and A.B. Johnson. . 2001. Effects of inorganic and organic copper supplemented to first-calf cows on cow reproduction and calf health and performance. *J. Anim. Sci.* 79:1650–1659.
- Morrison, D.G. J.C. Spitzer and J.L. Perkins. 1999. Influence of prepartum body condition score change on reproduction in multiparous beef cows calving in moderate body condition. *J. Anim. Sci.* 77:1048-1054.
- Moseley, W.M., T.G. Dunn, C.C. Kaltenbach, R.E. Short, and R.B. Staigmiller. 1982. Relationship of growth and puberty in beef heifers fed monensin. *J. Anim. Sci.* 55:357.
- Nix, K.J., S. Roberts, and J.N. Wiltbank. 1981. Using short-term calf removal and flushing to improve pregnancy rate. *Beef Cattle Research in Texas*, Texas Agricultural Experiment Station, College Station.
- Odde, K.G. 1988. Survival of the neonatal calf. *Vet. Clin. North America.* Vol. 4. Nov. No. 3.

- Patterson, H.H., D.C. Adams, T.J. Klopfenstein, R.T. Clark, and B. Teichert. 2003. Supplementation to meet metabolizable protein requirements of primiparous beef heifers: II. Pregnancy and economics. *J. Anim Sci.* 81: 563-570.
- Perry, R.C., L.R. Corah, R.C. Cochran, W.E. Beal, J.S. Stevenson, J.E. Minton, D.D. Simms, and J.R. Brethour. 1991. Influence of dietary energy on follicular development, serum gonadotropins, and first postpartum ovulation in suckled beef cows. *J. Anim Sci.* 69: 3762-3773.
- Ponsart, C., B., B. Khireddine, A.A. Ponter, P. Humblot, J.P. Mialot, and B. Grimard. 2000. Influence of the type of energy supply on LH secretion, follicular growth and response to estrus synchronization treatment in feed-restricted suckler beef cows. *Theriogenology* 54:1373-1387.
- Randal, R.D. 1990. Nutrition and postpartum rebreeding in cattle. *J. Anim. Sci.* 68:853-862.
- Rasby, R.J., R.P. Wettemann, R.D. Geisert, L.E. Rice and C.R. Wallace. 1990. Nutrition, body condition and reproduction in beef cows: fetal and placental development, and estrogens and progesterone in plasma. *J. Anim. Sci.* 68:4267-4276.
- Rasby, R.J., R.P. Wetteman, K.S. Lusby, B.R. Pratt, and E.J. Turman. 1981. Influence of prepartum nutrition on reproductive performance and plasma glucose, protein, and esterified fatty acids in range cows. *OSU Animal Science Research Report.* 1981:5.
- Richards, M.W., J.C. Spitzer and M.B. Warner. 1986. Effect of varying levels of postpartum nutrition and body condition at calving on subsequent reproductive performance in beef cattle. *J. Anim. Sci.* 62:300-306.
- Rutter, L.M. and R.D. Randel. 1984. Postpartum nutrient intake and body condition: effect on pituitary function and onset of estrus in beef cattle. *J. Anim. Sci.* 58:265-274.
- Ryan D.P., R.A. Spoon, and G.L. Williams. 1992. Ovarian follicular characteristics, embryo recovery, and embryo viability in heifers fed high-fat diets and treated with follicle-stimulating hormone. *J. Anim Sci.* 70: 3505-3513.
- Selk, G.E. R.P. Wettemann, K.S. Lusby, J.W. Oltjen, S.L. Mobley, R.J. Rasby and J.C. Garmendia. 1988. Relationships among weight change, body condition and reproductive performance of range beef cows. *J. Anim. Sci.* 66:3153-3159.
- Short, R.E., and R.A. Bellows. 1971. Relationships among weight gains, age at puberty and reproductive performance in heifers. *J. Anim. Sci.* 32:127.
- Sinclair, K.D., M. Kuran, F.E. Gebbie, R. Webb†, and T.G. McEvoy. 2000 Nitrogen metabolism and fertility in cattle: II. Development of oocytes recovered from heifers offered diets differing in their rate of nitrogen release in the rumen. *J. Anim. Sci.* 78:2670-2680.
- Sletmoen-Olson, K.E. J.S. Caton, K.C. Olson, D.A. Redmer, J.D. Kirsch, and L.P. Reynolds. 2000. Undegraded intake protein supplementation: II. Effects on plasma hormone and metabolite concentrations in periparturient beef cows fed low-quality hay during gestation and lactation. *J. Anim. Sci.* 78:449-455.
- Spitzer, J.C., D.G. Morrison, R.P. Wettemann and L.C. Faulkner. 1995. Reproductive responses and calf birth and weaning weights as affected by body condition at parturition and postpartum weight gain in primiparous beef cows. *J. Anim. Sci.* 73:1251-1257.

- Strauch, T.A., E.J. Scholljegerdes, D.J. Patterson, M.F. Smith, M.C. Lucy, W.R. Lamberson, and J.E. Williams. 2001. Influence of undegraded intake protein on reproductive performance of primiparous beef heifers maintained on stockpiled fescue pasture. *J. Anim. Sci.* 79:574-581.
- Talavera, E., C.S. Park, and G.L. Williams. 1985. Relationships among dietary lipid intake, serum cholesterol and ovarian function in holstein heifers. *J. Anim. Sci.* 60:1045.
- Thomas, M.G., B. Bao, and G.L. Williams. 1997. Dietary fats varying in their fatty acid composition differentially influence follicular growth in cows fed isoenergetic diets. *J. Anim. Sci.* 75:2512-2519.
- USDA-APHIS 1994. PART II: Beef Cow/Calf Reproductive & Nutritional Management Practices. NAHMS pp. 35.
- Vanzant, E.S., and R.C. Cochran. 1994. Performance and forage utilization by beef cattle receiving increasing amounts of alfalfa hay as a supplement to low-quality, tallgrass-prairie forage. *J. Anim. Sci.* 72:1059-1067.
- Wamsley, N.E., P.D. Burns, T.E. Engle, and R.M. Enns. 2005. Fish meal supplementation alters uterine prostaglandin F<sub>2</sub>α synthesis in beef heifers with low luteal-phase progesterone. *J. Anim. Sci.* 83:1832-1838.
- Wetteman, R.P., K.S. Lusby, and E.J. Turman. 1981. Relationships between changes in prepartum body weight and condition and reproductive performance in range cows. OSU Animal Science Research Report. 1981:2.
- Wiley, J. S., M. K. Petersen, R. P. Ansotegui and R. A. Bellows. 1991. Production from first calf beef heifers fed a high or low level of prepartum nutrition and ruminally undegradable or degradable protein postpartum. *J. Anim. Sci.* 69:4279.
- Williams, G.L. 1989. Modulation of luteal activity in postpartum beef cows through changes in dietary lipid. *J. Anim. Sci.* 67:785-793.
- Wiltbank, J.N., W.W. Rowden, J.E. Ingalls, and D.R. Zimmerman. 1964. Influence of postpartum energy level on reproductive performance of Hereford cows restricted in energy intake prior to calving. *J. Anim. Sci.* 23:1049.
- Wuenschel, J.C. 2006. Effects of feeding supplemental eicosapentanoic acid and decosahexanoic acid to beef females on reproductive responses and free fatty acids. M.S. Thesis. Virginia Polytechnic Institute & State Univ., Blacksburg, VA.
- Wuenschel, J.C., D.L. Cuddy, S.P. Greiner, and J.B. Hall. 2005. Effect of source of energy on growth and reproduction of replacement beef heifers. *J. Anim. Sci.* Vol. 83, Suppl. 2: 23